

Multiple Vulnerabilities

By Dr Noerine Kaleeba Founder of TASO and Board Chair of Action Aid

Multiple Vulnerabilities drawing on statistics from around the world on HIV/AIDS

2 to 1 female to male ratio

- **Biological:** immaturity of the reproductive tract
- **Cultural :** child minders, care givers, bread winner
- **Social:** cross-generational sex, power inequalities, violence
- **Economic:** transactional sex; lack of access to education, training, paid Employment

Intertwined vulnerabilities

PRINCIPLES

- ❖ **Women are not victims**
- ❖ **Girls and young women at greatest risk**
- ❖ **Low risk – high vulnerability**
- ❖ **Change is possible**
- ❖ **HIV + women are key**
- ❖ **Men and boys can be positive forces for change**

Equal access by women and girls to care and treatment

Set target

Track uptake of anti-retroviral therapy **by gender and age**

Pro-actively seek out women in need

Assess barriers for women and girls to HIV testing

Support /facilitate women's **adherence to medications**

When prevention messages miss the point

<i>Messages</i>	<i>Reality</i>
Abstain from sex	Rape and forced sex – Women don't choose
Be faithful	“faithful” women infected by their partners (her situation not behaviour is risky)
Condomize	Coercion and forced sex – women can't negotiate

End 2003 Global HIV/AIDS estimates Children (15 years)

- 1) Children living with HIV/AIDS 2.5 million
- 2) New HIV infections in 2003 700 000
- 3) Death due to HIV/AIDS in 2003 500,000

Global estimates for adults and children end 2003

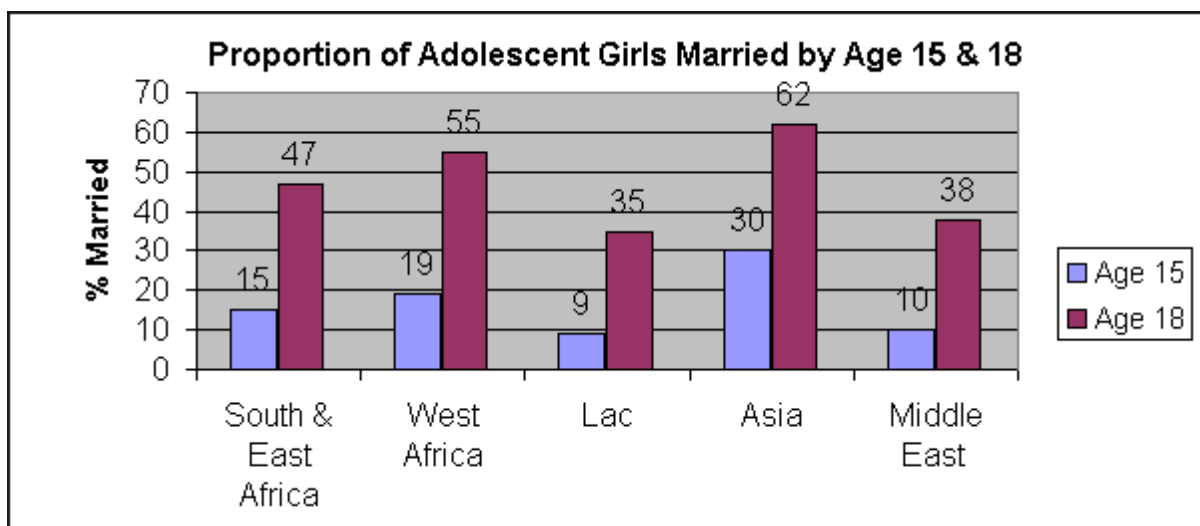
- 4) People living with HIV/AIDS 5million (2.5-3.5 Million)
- 5) New HIV infections in 2003 5 million (4.2-5.8 Million)
- 6) Death due to HIV/AIDS in 2003..... 3 million (2.5 –3.5 Million)

About 14 000 New HIV infections a day in 2003

- 1 More than 95% are in low and middle income countries
- 2 Almost 2000 are in children under 15 years of age
- 3 About 12 000 are in persons aged 15 to 49 years, of whom:
 - 3.1 almost 50% are women
 - 3.2 about 50% are 15 –24 year olds

Proportion of Adolescent Girls Married by Age 15 & 18

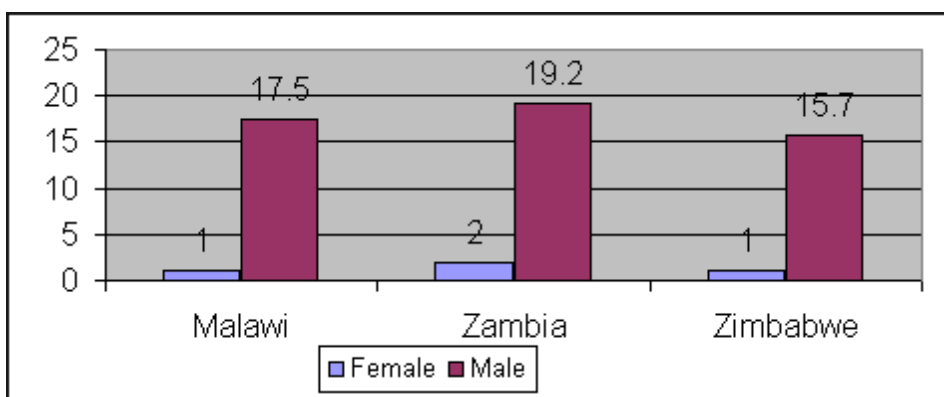
	Age 15	Age 18
South & East Africa	15	47
West Africa	19	55
Lac	9	35
Asia	30	62
Middle East	10	38



Men Put their wives at risk

Percent currently married women and men who report having had sexual intercourse with someone else than spouse/cohabiting partner in the last 12 months

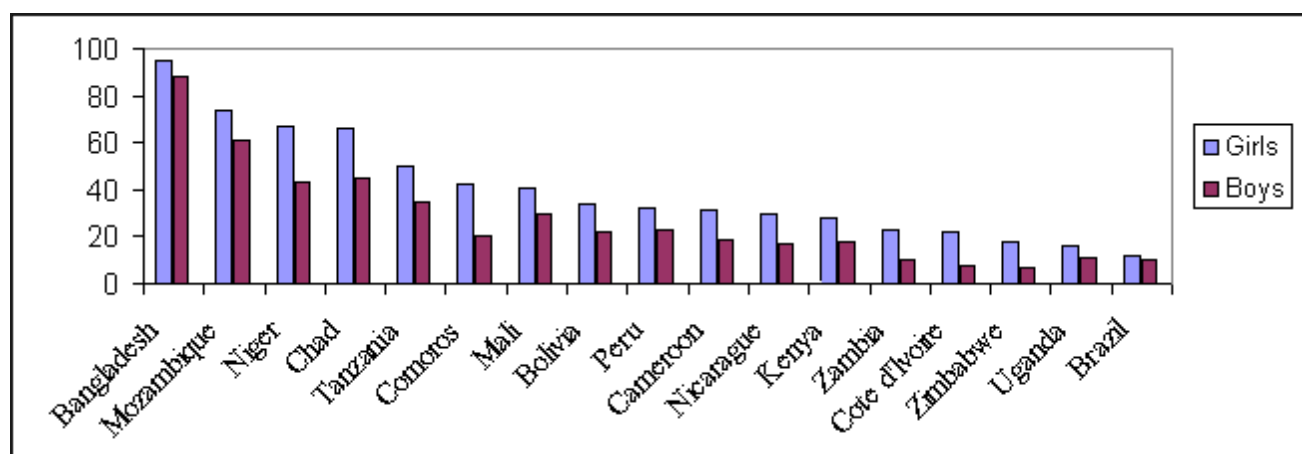
	Female	Male
Malawi	1	17.5
Zambia	2	19.2
Zimbabwe	1	15.7



Proportion of girls and boys aged 15 - 19 years who do not know how to protect themselves from HIV

Surveys in selected countries 1994-1998

	Girls	Boys
Bangladesh	95	88
Mozambique	74	61
Niger	67	43
Chad	66	45
Tanzania	50	35
Comoros	42	20
Mali	41	30
Bolivia	34	22
Peru	32	23
Cameroon	31	19
Nicarague	30	17
Kenya	28	18
Zambia	23	10
Cote d'Ivoire	22	8
Zimbabwe	18	7
Uganda	16	11
Brazil	12	10



Estimated adult and child deaths from HIV/AIDS during 2003

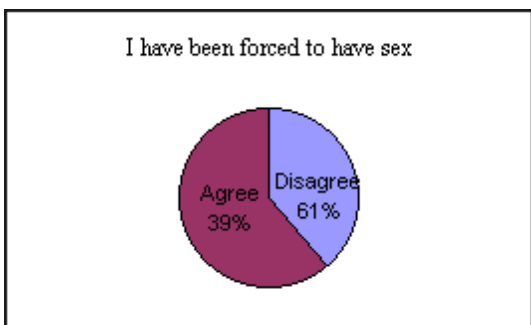
North America	12000 - 18000
Western Europe	2600 - 3400
Eastern Europe & Central Asia	23000 - 37000
Caribbean	30000 - 50000
North Africa & Middle East	35000 -50000
East Asia & Pacific	32000 - 58000
Latin America	49000 - 70000
Sub-Saharan Africa	2.2 - 2.4 million
South & South-East Asia	330 000 -590 000
Australia & New Zealand	>100
Total	2.5 - 3.5 Million

Adult and children estimated to be living with HIV/AIDS as of end 2003

North America	790000 - 1.2 million
Western Europe	520 000 -680 000
Eastern Europe & Central Asia	1.2 -1.8 Million
Caribbean	350 000 -950 000
North Africa & Middle East	470 000 - 730 000
East Asia & Pacific	700 000 - 1.3 million
Latin America	1.3 - 1.9 Million
Sub-Saharan Africa	25.0 -28.2 Million
South & South-East Asia	4.6 - 2.8 Million
Australia & New Zealand	12000 -18000
Total:	34-46Million

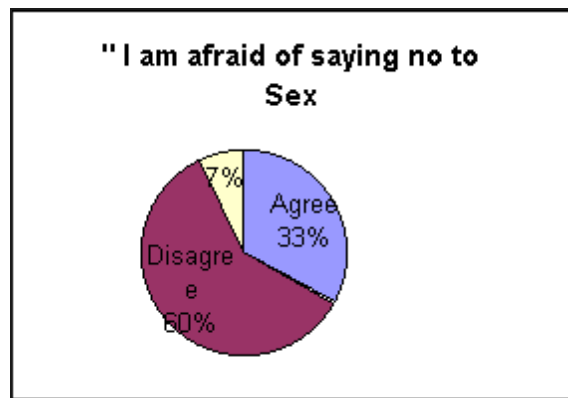
**Percentage of sexually experienced girls in South Africa who say ..
"I have been forced to have sex"**

	Percentage
Agree	39%
Disagree	61%



"I am afraid of saying no to sex

Agree	33%
Disagree	60%
	7%



**"There are times I don't want to have sex
But I do because my boyfriends insists on having sex"**

Agree	55%
Disagree	39%
	6%

